



Ucr: SUPERVISOR
Rep: rptEstadoPresupuestoEgresos

Municipio de Santiago de Anaya Estado de Hidalgo

Estado del Ejercicio del Presupuesto de Egresos por Capítulo del Gasto Al 30/sep./2024

Fecha y 27/nov/2024
hora de Impresión 09:30 a. m.

Objeto del Gasto	Aprobado	Ampliaciones / (Reducciones)	Presupuesto Vigente	Comprometido	Presupuesto Disponible para Comprometer	Devengado	Comprometido No Devengado	Presupuesto Sin Devengar	Ejercicio	Pagado	Cuentas por Pagar/Deuda
SERVICIOS PERSONALES	\$33,914,727.31	\$1,039,009.87	\$34,953,737.18	\$21,735,172.21	\$13,218,564.97	\$21,735,172.21	\$0.00	\$13,218,564.97	\$21,735,172.21	\$21,735,172.21	\$0.00
110000 Remuneraciones al personal de carácter permanente	\$27,529,959.72	\$837,246.81	\$28,366,205.53	\$19,515,056.28	\$8,851,149.25	\$19,515,056.28	\$0.00	\$8,851,149.25	\$19,515,056.28	\$19,515,056.28	\$0.00
111000 Diarios	\$4,019,192.44	\$0.00	\$4,019,192.44	\$3,184,523.18	\$834,669.26	\$3,184,523.18	\$0.00	\$834,669.26	\$3,184,523.18	\$3,184,523.18	\$0.00
111001 Días	\$4,019,192.44	\$0.00	\$4,019,192.44	\$3,184,523.18	\$834,669.26	\$3,184,523.18	\$0.00	\$834,669.26	\$3,184,523.18	\$3,184,523.18	\$0.00
113000 Sueldos bases al personal permanente	\$23,509,766.28	\$837,246.81	\$24,347,013.09	\$16,330,533.10	\$8,016,479.99	\$16,330,533.10	\$0.00	\$8,016,479.99	\$16,330,533.10	\$16,330,533.10	\$0.00
113001 Sueldos	\$23,509,766.28	\$837,246.81	\$24,347,013.09	\$16,330,533.10	\$8,016,479.99	\$16,330,533.10	\$0.00	\$8,016,479.99	\$16,330,533.10	\$16,330,533.10	\$0.00
120000 Remuneraciones al personal de carácter transitorio	\$288,900.00	\$1.00	\$288,901.00	\$292,442.01	-\$4,441.01	\$292,442.01	\$0.00	-\$4,441.01	\$292,442.01	\$292,442.01	\$0.00
122000 Sueldos bases al personal eventual	\$288,000.00	\$1.00	\$288,001.00	\$292,442.01	-\$4,441.01	\$292,442.01	\$0.00	-\$4,441.01	\$292,442.01	\$292,442.01	\$0.00
130000 Remuneraciones adicionales y especiales	\$4,529,889.08	\$430,492.77	\$4,960,381.85	\$791,822.28	\$4,168,559.59	\$791,822.28	\$0.00	\$4,168,559.59	\$791,822.28	\$791,822.28	\$0.00
132000 Primas de vacaciones, dominical y gratificación de fin de...	\$4,314,105.08	\$437,883.77	\$4,751,988.85	\$651,255.28	\$4,100,733.59	\$651,255.28	\$0.00	\$4,100,733.59	\$651,255.28	\$651,255.28	\$0.00
132001 Prima de Vacaciones, Dominical y gratificación de fin de...	\$4,314,105.08	\$437,883.77	\$4,751,988.85	\$651,255.28	\$4,100,733.59	\$651,255.28	\$0.00	\$4,100,733.59	\$651,255.28	\$651,255.28	\$0.00
134000 Compensaciones	\$215,784.00	-\$7,371.00	\$208,413.00	\$140,567.00	\$67,846.00	\$140,567.00	\$0.00	\$67,846.00	\$140,567.00	\$140,567.00	\$0.00
134001 Compensaciones	\$215,784.00	-\$7,371.00	\$208,413.00	\$140,567.00	\$67,846.00	\$140,567.00	\$0.00	\$67,846.00	\$140,567.00	\$140,567.00	\$0.00
150000 Otras prestaciones sociales y económicas	\$958,135.37	-\$107,720.94	\$750,414.43	\$588,098.66	\$162,315.77	\$588,098.66	\$0.00	\$162,315.77	\$588,098.66	\$588,098.66	\$0.00
150001 Prestaciones contractuales	\$958,135.37	-\$107,720.94	\$750,414.43	\$588,098.66	\$162,315.77	\$588,098.66	\$0.00	\$162,315.77	\$588,098.66	\$588,098.66	\$0.00
154001 Prestaciones establecidas por condiciones generales de l...	\$858,135.37	-\$107,720.94	\$750,414.43	\$588,098.66	\$162,315.77	\$588,098.66	\$0.00	\$162,315.77	\$588,098.66	\$588,098.66	\$0.00
160000 Provisiones	\$337,654.66	-\$337,654.66	\$0.00	\$0.00	\$0.00	\$0.00	\$0.00	\$0.00	\$0.00	\$0.00	\$0.00
161000 Provisiones de carácter laboral, económica y de seguridad	\$337,654.66	-\$337,654.66	\$0.00	\$0.00	\$0.00	\$0.00	\$0.00	\$0.00	\$0.00	\$0.00	\$0.00
161001 Provisiones sobre remuneraciones	\$337,654.66	-\$337,654.66	\$0.00	\$0.00	\$0.00	\$0.00	\$0.00	\$0.00	\$0.00	\$0.00	\$0.00
170000 Pago de estimulos a servidores publicos	\$372,098.48	\$216,644.89	\$588,743.37	\$547,753.00	\$40,991.37	\$547,753.00	\$0.00	\$40,991.37	\$547,753.00	\$547,753.00	\$0.00
171000 Estimulos	\$372,098.48	\$216,644.89	\$588,743.37	\$547,753.00	\$40,991.37	\$547,753.00	\$0.00	\$40,991.37	\$547,753.00	\$547,753.00	\$0.00
171001 Estimulos	\$372,098.48	\$216,644.89	\$588,743.37	\$547,753.00	\$40,991.37	\$547,753.00	\$0.00	\$40,991.37	\$547,753.00	\$547,753.00	\$0.00
MATERIALES Y SUMINISTROS	\$13,294,348.83	-\$409,624.51	\$12,884,724.32	\$5,368,445.61	\$7,516,278.71	\$5,368,445.61	\$0.00	\$7,516,278.71	\$5,368,445.61	\$5,368,445.61	\$0.00
210000 Materiales de administración, empaque de documentos	\$1,010,888.21	-\$10,498.59	\$1,000,389.62	\$582,499.19	\$413,871.99	\$582,499.19	\$0.00	\$413,871.99	\$582,499.19	\$582,499.19	\$0.00
211000 Materiales útiles y equipos menores de oficina	\$587,998.78	\$14,500.41	\$602,499.19	\$390,985.83	\$191,513.38	\$390,985.83	\$0.00	\$191,513.38	\$390,985.83	\$390,985.83	\$0.00
211001 Material de Oficina	\$385,444.59	\$11,232.56	\$396,677.15	\$267,382.76	\$149,294.39	\$267,382.76	\$0.00	\$149,294.39	\$267,382.76	\$267,382.76	\$0.00
211002 Gastos de Oficina	\$137,177.65	\$3,267.85	\$140,445.50	\$29,540.83	\$110,904.67	\$29,540.83	\$0.00	\$110,904.67	\$29,540.83	\$29,540.83	\$0.00
211003 Muebles de oficina, estantería y equipo de administración	\$125,376.54	\$0.00	\$125,376.54	\$94,062.24	\$31,314.30	\$94,062.24	\$0.00	\$31,314.30	\$94,062.24	\$94,062.24	\$0.00
212000 Materiales y útiles de imprenta y reproducción	\$142,250.37	\$0.00	\$142,250.37	\$113,941.55	\$28,308.82	\$113,941.55	\$0.00	\$28,308.82	\$113,941.55	\$113,941.55	\$0.00
212001 Materiales y Útiles de Impresión	\$142,250.37	\$0.00	\$142,250.37	\$113,941.55	\$28,308.82	\$113,941.55	\$0.00	\$28,308.82	\$113,941.55	\$113,941.55	\$0.00
214000 Materiales, útiles y equipos menores de tecnologías de la	\$74,748.87	\$0.00	\$74,748.87	\$55,549.69	\$19,199.18	\$55,549.69	\$0.00	\$19,199.18	\$55,549.69	\$55,549.69	\$0.00
214001 Material para Bienes Informáticos	\$74,748.87	\$0.00	\$74,748.87	\$55,549.69	\$19,199.18	\$55,549.69	\$0.00	\$19,199.18	\$55,549.69	\$55,549.69	\$0.00
216000 Material de limpieza	\$146,282.19	-\$5,000.00	\$141,282.19	\$20,892.36	\$115,189.83	\$20,892.36	\$0.00	\$115,189.83	\$20,892.36	\$20,892.36	\$0.00
216001 Material de Limpieza	\$146,282.19	-\$5,000.00	\$141,282.19	\$20,892.36	\$115,189.83	\$20,892.36	\$0.00	\$115,189.83	\$20,892.36	\$20,892.36	\$0.00





Ucr: SUPERVISOR
Rep: rptEstadoPresupuestosEgresos


Municipio de Santiago de Anaya Estado de Hidalgo Estado del Ejercicio del Presupuesto de Egresos por Capítulo del Gasto Al 30/sep./2024

Fecha y hora de Impresión 27/nov/2024 09:30 a. m.


Objeto del Gasto	Aprobado	Ampliaciones / (Reducciones)	Presupuesto Vigente	Comprometido	Presupuesto Disponible para Comprometer	Devengado	Comprometido No Devengado	Presupuesto Sin Devengar	Ejercido	Pagado	Cuentas por Pagar Deuda
217000	\$30,000.00	-\$20,000.00	\$10,000.00	\$0.00	\$10,000.00	\$0.00	\$0.00	\$10,000.00	\$0.00	\$0.00	\$0.00
217001	\$30,000.00	-\$20,000.00	\$10,000.00	\$0.00	\$10,000.00	\$0.00	\$0.00	\$10,000.00	\$0.00	\$0.00	\$0.00
218000	\$49,606.00	\$0.00	\$49,606.00	\$0.00	\$49,606.00	\$0.00	\$0.00	\$49,606.00	\$0.00	\$0.00	\$0.00
218001	\$49,606.00	\$0.00	\$49,606.00	\$0.00	\$49,606.00	\$0.00	\$0.00	\$49,606.00	\$0.00	\$0.00	\$0.00
220000	\$621,466.55	-\$5,800.00	\$616,466.55	\$380,855.31	\$235,611.24	\$380,855.31	\$0.00	\$235,611.24	\$380,855.31	\$380,855.31	\$0.00
221000	\$601,466.55	-\$5,000.00	\$596,466.55	\$380,855.31	\$215,611.24	\$380,855.31	\$0.00	\$215,611.24	\$380,855.31	\$380,855.31	\$0.00
221001	\$591,466.55	-\$5,000.00	\$586,466.55	\$380,855.31	\$205,611.24	\$380,855.31	\$0.00	\$205,611.24	\$380,855.31	\$380,855.31	\$0.00
221002	\$10,000.00	\$0.00	\$10,000.00	\$0.00	\$10,000.00	\$0.00	\$0.00	\$10,000.00	\$0.00	\$0.00	\$0.00
223000	\$20,000.00	\$0.00	\$20,000.00	\$0.00	\$20,000.00	\$0.00	\$0.00	\$20,000.00	\$0.00	\$0.00	\$0.00
223001	\$20,000.00	\$0.00	\$20,000.00	\$0.00	\$20,000.00	\$0.00	\$0.00	\$20,000.00	\$0.00	\$0.00	\$0.00
230000	\$21,306.37	\$0.00	\$21,306.37	\$1,494.50	\$19,811.87	\$1,494.50	\$0.00	\$19,811.87	\$1,494.50	\$1,494.50	\$0.00
230001	\$21,306.37	\$0.00	\$21,306.37	\$1,494.50	\$19,811.87	\$1,494.50	\$0.00	\$19,811.87	\$1,494.50	\$1,494.50	\$0.00
235000	\$21,306.37	\$0.00	\$21,306.37	\$21,306.37	\$0.00	\$21,306.37	\$0.00	\$0.00	\$21,306.37	\$21,306.37	\$0.00
235001	\$21,306.37	\$0.00	\$21,306.37	\$21,306.37	\$0.00	\$21,306.37	\$0.00	\$0.00	\$21,306.37	\$21,306.37	\$0.00
240000	\$6,427,984.41	-\$235,929.42	\$6,192,054.99	\$1,383,908.07	\$4,808,126.92	\$1,383,908.07	\$0.00	\$4,808,126.92	\$1,383,908.07	\$1,383,908.07	\$0.00
241000	\$4,369,939.95	-\$160,195.95	\$4,209,744.00	\$886,982.46	\$3,322,761.54	\$886,982.46	\$0.00	\$3,322,761.54	\$886,982.46	\$886,982.46	\$0.00
241001	\$4,369,939.95	-\$160,195.95	\$4,209,744.00	\$886,982.46	\$3,322,761.54	\$886,982.46	\$0.00	\$3,322,761.54	\$886,982.46	\$886,982.46	\$0.00
246000	\$1,306,939.20	\$124,286.53	\$1,431,204.73	\$459,100.47	\$972,104.26	\$459,100.47	\$0.00	\$972,104.26	\$459,100.47	\$459,100.47	\$0.00
246001	\$1,306,939.20	\$124,286.53	\$1,431,204.73	\$459,100.47	\$972,104.26	\$459,100.47	\$0.00	\$972,104.26	\$459,100.47	\$459,100.47	\$0.00
247000	\$25,000.00	\$0.00	\$25,000.00	\$0.00	\$25,000.00	\$0.00	\$0.00	\$25,000.00	\$0.00	\$0.00	\$0.00
247001	\$25,000.00	\$0.00	\$25,000.00	\$0.00	\$25,000.00	\$0.00	\$0.00	\$25,000.00	\$0.00	\$0.00	\$0.00
248000	\$184,407.53	-\$100,000.00	\$84,407.53	\$22,450.00	\$61,957.53	\$22,450.00	\$0.00	\$61,957.53	\$22,450.00	\$22,450.00	\$0.00
248001	\$184,407.53	-\$100,000.00	\$84,407.53	\$22,450.00	\$61,957.53	\$22,450.00	\$0.00	\$61,957.53	\$22,450.00	\$22,450.00	\$0.00
249000	\$541,678.73	-\$100,000.00	\$441,678.73	\$15,375.14	\$426,303.59	\$15,375.14	\$0.00	\$426,303.59	\$15,375.14	\$15,375.14	\$0.00
249001	\$541,678.73	-\$100,000.00	\$441,678.73	\$15,375.14	\$426,303.59	\$15,375.14	\$0.00	\$426,303.59	\$15,375.14	\$15,375.14	\$0.00
250000	\$343,786.58	\$26,853.87	\$370,640.45	\$192,636.14	\$178,004.31	\$192,636.14	\$0.00	\$178,004.31	\$192,636.14	\$192,636.14	\$0.00
251000	\$3,462.60	\$0.00	\$3,462.60	\$40,201.28	\$40,201.28	\$0.00	\$0.00	\$40,201.28	\$40,201.28	\$40,201.28	\$0.00
251001	\$3,462.60	\$0.00	\$3,462.60	\$40,201.28	\$40,201.28	\$0.00	\$0.00	\$40,201.28	\$40,201.28	\$40,201.28	\$0.00
253000	\$144,680.93	\$0.00	\$144,680.93	\$104,614.16	\$40,066.77	\$104,614.16	\$0.00	\$40,066.77	\$104,614.16	\$104,614.16	\$0.00
253001	\$144,680.93	\$0.00	\$144,680.93	\$104,614.16	\$40,066.77	\$104,614.16	\$0.00	\$40,066.77	\$104,614.16	\$104,614.16	\$0.00
254000	\$176,180.81	\$26,853.87	\$203,034.68	\$47,820.70	\$155,213.98	\$47,820.70	\$0.00	\$155,213.98	\$47,820.70	\$47,820.70	\$0.00
254001	\$176,180.81	\$26,853.87	\$203,034.68	\$47,820.70	\$155,213.98	\$47,820.70	\$0.00	\$155,213.98	\$47,820.70	\$47,820.70	\$0.00
255000	\$19,462.24	\$0.00	\$19,462.24	\$0.00	\$19,462.24	\$0.00	\$0.00	\$19,462.24	\$0.00	\$0.00	\$0.00
255001	\$19,462.24	\$0.00	\$19,462.24	\$0.00	\$19,462.24	\$0.00	\$0.00	\$19,462.24	\$0.00	\$0.00	\$0.00
260000	\$2,801,665.61	\$0.00	\$2,801,665.61	\$1,876,789.62	\$924,875.99	\$1,876,789.62	\$0.00	\$924,875.99	\$1,876,789.62	\$1,876,789.62	\$0.00
261000	\$2,801,665.61	\$0.00	\$2,801,665.61	\$1,876,789.62	\$924,875.99	\$1,876,789.62	\$0.00	\$924,875.99	\$1,876,789.62	\$1,876,789.62	\$0.00



2024.2024



2024.2024



2024.2024





Ur: SUPERVISOR
Rep: rptEstadoPresupuestoEgresos

Municipio de Santiago de Anaya Estado de Hidalgo Estado del Ejercicio del Presupuesto de Egresos por Capítulo del Gasto Al 30/sep./2024

Fecha y hora de Impresión | 27/Nov/2024 | 09:30 a. m.

Objeto del Gasto	Aprobado (Reducciones)	Ampliaciones / (Reducciones)	Presupuesto Vigente	Comprometido	Presupuesto Disponible para Comprometer	Devengado	Comprometido No Devengado	Presupuesto Sin Devengar	Ejercido	Pagado	Cuentas por Pagar Deuda
261001 Combustibles y Lubricantes vehiculos y equipos terrestres	\$2,801,666.61	\$0.00	\$2,801,666.61	\$1,878,789.62	\$922,875.99	\$1,878,789.62	\$0.00	\$922,875.99	\$1,878,789.62	\$1,878,789.62	\$0.00
270000 Vestuario, blancos, prendas de protección y artículos e	\$693,074.84	-\$50,000.00	\$643,074.84	\$440,925.83	\$202,149.01	\$440,925.83	\$0.00	\$202,149.01	\$440,925.83	\$440,925.83	\$0.00
271000 Vestuario y uniformes	\$513,114.84	\$0.00	\$513,114.84	\$313,194.56	\$199,920.28	\$313,194.56	\$0.00	\$199,920.28	\$313,194.56	\$313,194.56	\$0.00
272001 Vestuario, Uniformes	\$513,114.84	\$0.00	\$513,114.84	\$313,194.56	\$199,920.28	\$313,194.56	\$0.00	\$199,920.28	\$313,194.56	\$313,194.56	\$0.00
272000 Prendas de seguridad y protección personal	\$64,960.00	\$0.00	\$64,960.00	\$79,680.00	-\$14,720.00	\$79,680.00	\$0.00	-\$14,720.00	\$79,680.00	\$79,680.00	\$0.00
272001 Prendas de Protección	\$64,960.00	\$0.00	\$64,960.00	\$79,680.00	-\$14,720.00	\$79,680.00	\$0.00	-\$14,720.00	\$79,680.00	\$79,680.00	\$0.00
273000 Artículos deportivos	\$115,000.00	-\$50,000.00	\$65,000.00	\$48,051.27	\$16,948.73	\$48,051.27	\$0.00	\$16,948.73	\$48,051.27	\$48,051.27	\$0.00
273001 Artículos Deportivos	\$115,000.00	-\$50,000.00	\$65,000.00	\$48,051.27	\$16,948.73	\$48,051.27	\$0.00	\$16,948.73	\$48,051.27	\$48,051.27	\$0.00
280000 Materiales y suministros para seguridad	\$159,000.00	-\$69,000.00	\$90,000.00	\$36,537.91	\$53,462.09	\$36,537.91	\$0.00	\$53,462.09	\$36,537.91	\$36,537.91	\$0.00
282000 Materiales de seguridad pública	\$100,000.00	-\$60,000.00	\$40,000.00	\$36,537.91	\$3,462.09	\$36,537.91	\$0.00	\$3,462.09	\$36,537.91	\$36,537.91	\$0.00
282001 Materiales de Seguridad Pública	\$100,000.00	-\$60,000.00	\$40,000.00	\$36,537.91	\$3,462.09	\$36,537.91	\$0.00	\$3,462.09	\$36,537.91	\$36,537.91	\$0.00
283000 Prendas de protección para seguridad pública y nacional	\$50,000.00	\$0.00	\$50,000.00	\$0.00	\$50,000.00	\$0.00	\$0.00	\$50,000.00	\$0.00	\$0.00	\$0.00
283001 Prendas de protección para seguridad pública	\$50,000.00	\$0.00	\$50,000.00	\$0.00	\$50,000.00	\$0.00	\$0.00	\$50,000.00	\$0.00	\$0.00	\$0.00
290000 Herramientas, refacciones y accesorios menores	\$1,224,198.26	-\$75,069.37	\$1,149,148.89	\$466,728.80	\$682,420.09	\$466,728.80	\$0.00	\$682,420.09	\$466,728.80	\$466,728.80	\$0.00
291000 Herramientas menores	\$137,690.62	\$0.00	\$137,690.62	\$32,343.67	\$105,346.95	\$32,343.67	\$0.00	\$105,346.95	\$32,343.67	\$32,343.67	\$0.00
291001 Herramientas Menores	\$137,690.62	\$0.00	\$137,690.62	\$32,343.67	\$105,346.95	\$32,343.67	\$0.00	\$105,346.95	\$32,343.67	\$32,343.67	\$0.00
292000 Refacciones y accesorios menores de edificios	\$59,200.72	\$0.00	\$59,200.72	\$1,682.00	\$57,518.72	\$1,682.00	\$0.00	\$57,518.72	\$1,682.00	\$1,682.00	\$0.00
292001 Refacciones y accesorios menores de edificios	\$59,200.72	\$0.00	\$59,200.72	\$1,682.00	\$57,518.72	\$1,682.00	\$0.00	\$57,518.72	\$1,682.00	\$1,682.00	\$0.00
294000 Refacciones y accesorios menores de equipo de cómputo	\$87,845.14	\$0.00	\$87,845.14	\$6,300.01	\$81,545.13	\$6,300.01	\$0.00	\$81,545.13	\$6,300.01	\$6,300.01	\$0.00
294001 Refacciones y accesorios menores de equipo de cómputo	\$87,845.14	\$0.00	\$87,845.14	\$6,300.01	\$81,545.13	\$6,300.01	\$0.00	\$81,545.13	\$6,300.01	\$6,300.01	\$0.00
295000 Refacciones y accesorios menores de equipo e instrum	\$20,000.00	\$0.00	\$20,000.00	\$0.00	\$20,000.00	\$0.00	\$0.00	\$20,000.00	\$0.00	\$0.00	\$0.00
295001 Refacciones y accesorios menores de equipo e instrum	\$20,000.00	\$0.00	\$20,000.00	\$0.00	\$20,000.00	\$0.00	\$0.00	\$20,000.00	\$0.00	\$0.00	\$0.00
296000 Refacciones y accesorios menores de equipo de transport	\$685,666.31	\$3,288.59	\$688,954.90	\$420,285.42	\$278,669.48	\$420,285.42	\$0.00	\$278,669.48	\$420,285.42	\$420,285.42	\$0.00
296001 Refacciones	\$685,666.31	\$3,288.59	\$688,954.90	\$420,285.42	\$278,669.48	\$420,285.42	\$0.00	\$278,669.48	\$420,285.42	\$420,285.42	\$0.00
298000 Refacciones y accesorios menores de maquinaria y otros	\$223,795.47	-\$78,337.96	\$145,457.51	\$6,117.70	\$139,339.81	\$6,117.70	\$0.00	\$139,339.81	\$6,117.70	\$6,117.70	\$0.00
298001 Refacciones y accesorios menores de maquinaria y otros	\$223,795.47	-\$78,337.96	\$145,457.51	\$6,117.70	\$139,339.81	\$6,117.70	\$0.00	\$139,339.81	\$6,117.70	\$6,117.70	\$0.00
SERVICIOS GENERALES	\$20,225,444.47	\$23,666,093.71	\$23,666,093.71	\$17,167,874.63	\$6,498,219.08	\$17,167,874.63	\$0.00	\$6,498,219.08	\$17,167,874.63	\$17,167,874.63	\$0.00
310000 Servicios Básicos	\$4,468,798.01	\$913,702.22	\$5,382,500.23	\$4,033,101.97	\$1,349,398.26	\$4,033,101.97	\$0.00	\$1,349,398.26	\$4,033,101.97	\$4,033,101.97	\$0.00
311000 Energía eléctrica	\$3,944,583.15	\$835,364.26	\$4,779,947.41	\$3,619,865.05	\$1,160,082.36	\$3,619,865.05	\$0.00	\$1,160,082.36	\$3,619,865.05	\$3,619,865.05	\$0.00
311001 Servicio de Energía Eléctrica	\$3,944,583.15	\$835,364.26	\$4,779,947.41	\$3,619,865.05	\$1,160,082.36	\$3,619,865.05	\$0.00	\$1,160,082.36	\$3,619,865.05	\$3,619,865.05	\$0.00
312000 Gas	\$15,000.00	\$0.00	\$15,000.00	\$5,988.94	\$9,011.06	\$5,988.94	\$0.00	\$9,011.06	\$5,988.94	\$5,988.94	\$0.00
312001 Gas	\$15,000.00	\$0.00	\$15,000.00	\$5,988.94	\$9,011.06	\$5,988.94	\$0.00	\$9,011.06	\$5,988.94	\$5,988.94	\$0.00
313000 Agua	\$178,759.44	\$0.00	\$178,759.44	\$180,960.00	-\$2,200.56	\$180,960.00	\$0.00	-\$2,200.56	\$180,960.00	\$180,960.00	\$0.00
313001 Servicio de Agua	\$178,759.44	\$0.00	\$178,759.44	\$180,960.00	-\$2,200.56	\$180,960.00	\$0.00	-\$2,200.56	\$180,960.00	\$180,960.00	\$0.00
314000 Telefonía tradicional	\$53,172.28	\$0.00	\$53,172.28	\$54,389.00	-\$1,216.72	\$54,389.00	\$0.00	-\$1,216.72	\$54,389.00	\$54,389.00	\$0.00



2024.2027

2024.2027




Ur: SUPERVISOR
Rep: prestador/resumencEgresos

Municipio de Santiago de Anaya Estado de Hidalgo Estado del Ejercicio del Presupuesto de Egresos por Capítulo del Gasto Al 30/sep./2024

Fecha y 27/Nov/2024
hora de Impresión 09:34 a. m.

Objeto del Gasto	Aprobado	Ampliaciones / (reducciones)	Presupuesto Vigente	Comprometido	Presupuesto		Comprometido Sin Devenir	Ejercicio	Pagado	Cuentas por Pagar Deuda
					Disponible para Comprometer	Devenido				
347000	Files y manutras	\$53,500.00	-\$15,000.00	\$38,500.00	\$18,350.04	\$20,149.96	\$0.00	\$18,350.04	\$18,350.04	\$0.00
347001	Files y Manutras	\$53,500.00	-\$15,000.00	\$38,500.00	\$18,350.04	\$20,149.96	\$0.00	\$18,350.04	\$18,350.04	\$0.00
350000	Servicios de Instalación, reparación, mantenimiento y	\$3,203,811.11	-\$303,432.00	\$2,810,379.11	\$1,321,306.72	\$1,489,072.39	\$0.00	\$1,321,306.72	\$1,321,306.72	\$0.00
351000	Conservación y mantenimiento menor de inmuebles	\$1,405,862.57	-\$150,000.00	\$1,255,862.57	\$364,385.88	\$891,476.69	\$0.00	\$364,385.88	\$364,385.88	\$0.00
351001	Conservación y mantenimiento menor de inmuebles	\$1,405,862.57	-\$150,000.00	\$1,255,862.57	\$364,385.88	\$891,476.69	\$0.00	\$364,385.88	\$364,385.88	\$0.00
352000	Instalación, reparación y mantenimiento de mobiliario y ei	\$10,000.00	\$0.00	\$10,000.00	\$0.00	\$10,000.00	\$0.00	\$0.00	\$10,000.00	\$0.00
352001	Mantenimiento de Mobiliario y Equipo de Administración	\$10,000.00	\$0.00	\$10,000.00	\$0.00	\$10,000.00	\$0.00	\$0.00	\$10,000.00	\$0.00
353000	Instalación, reparación y mantenimiento de equipo de cbr	\$82,676.10	\$0.00	\$82,676.10	\$41,009.96	\$41,666.14	\$0.00	\$41,009.96	\$41,009.96	\$0.00
353001	Mantenimiento de bienes informáticos	\$82,676.10	\$0.00	\$82,676.10	\$41,009.96	\$41,666.14	\$0.00	\$41,009.96	\$41,009.96	\$0.00
355000	Reparación y mantenimiento de equipo de transporte	\$767,463.73	\$0.00	\$767,463.73	\$544,878.14	\$222,585.59	\$0.00	\$544,878.14	\$544,878.14	\$0.00
355001	Mantenimiento de Vehículos	\$767,463.73	\$0.00	\$767,463.73	\$544,878.14	\$222,585.59	\$0.00	\$544,878.14	\$544,878.14	\$0.00
355002	Reparación Mayor de Vehículos	\$0.00	\$0.00	\$0.00	\$0.00	\$0.00	\$0.00	\$0.00	\$0.00	\$0.00
357000	Instalación, reparación y mantenimiento de maquinaria, o	\$343,404.71	-\$65,000.00	\$288,404.71	\$133,232.74	\$155,171.97	\$0.00	\$133,232.74	\$133,232.74	\$0.00
357001	Mantenimiento de Maquinaria y Equipo	\$288,404.71	-\$65,000.00	\$223,404.71	\$133,232.74	\$155,171.97	\$0.00	\$133,232.74	\$133,232.74	\$0.00
357003	Mantenimiento de Señalizaciones	\$55,000.00	-\$55,000.00	\$0.00	\$0.00	\$0.00	\$0.00	\$0.00	\$0.00	\$0.00
358000	Servicios de limpieza y manejo de desechos	\$544,404.00	-\$188,432.00	\$355,972.00	\$237,800.00	\$118,172.00	\$0.00	\$237,800.00	\$237,800.00	\$0.00
358001	Servicio de Lavandería Limpieza y Fumigación	\$544,404.00	-\$188,432.00	\$355,972.00	\$237,800.00	\$118,172.00	\$0.00	\$237,800.00	\$237,800.00	\$0.00
359000	Servicios de jardinería y Fumigador	\$50,000.00	\$0.00	\$50,000.00	\$0.00	\$50,000.00	\$0.00	\$0.00	\$50,000.00	\$0.00
359001	Servicios de jardinería y Fumigador	\$50,000.00	\$0.00	\$50,000.00	\$0.00	\$50,000.00	\$0.00	\$0.00	\$50,000.00	\$0.00
360000	Servicios de comunicación social y publicidad	\$288,920.00	\$0.00	\$288,920.00	\$115,780.00	\$173,140.00	\$0.00	\$115,780.00	\$115,780.00	\$0.00
361000	Difusión por radio, televisión y otros medios de mensajes	\$245,000.00	\$0.00	\$245,000.00	\$115,780.00	\$129,220.00	\$0.00	\$115,780.00	\$115,780.00	\$0.00
361001	Difusión de programas y actividades gubernamentales	\$185,000.00	\$0.00	\$185,000.00	\$88,740.00	\$106,260.00	\$0.00	\$88,740.00	\$88,740.00	\$0.00
361002	Impresiones y Publicaciones Oficiales	\$60,000.00	\$0.00	\$60,000.00	\$27,040.00	\$22,980.00	\$0.00	\$27,040.00	\$22,980.00	\$0.00
364000	Servicios de revelado de fotografías	\$30,000.00	\$0.00	\$30,000.00	\$0.00	\$30,000.00	\$0.00	\$0.00	\$30,000.00	\$0.00
364001	Servicios de revelado de fotografías	\$30,000.00	\$0.00	\$30,000.00	\$0.00	\$30,000.00	\$0.00	\$0.00	\$30,000.00	\$0.00
366000	Servicio de creación y difusión de contenido exclusivamei	\$13,920.00	\$0.00	\$13,920.00	\$0.00	\$13,920.00	\$0.00	\$0.00	\$13,920.00	\$0.00
366001	Servicio de creación y difusión de contenido exclusivo	\$13,920.00	\$0.00	\$13,920.00	\$0.00	\$13,920.00	\$0.00	\$0.00	\$13,920.00	\$0.00
370000	Servicios de traslado y viáticos	\$222,840.00	\$0.00	\$222,840.00	\$56,937.00	\$165,903.00	\$0.00	\$56,937.00	\$56,937.00	\$0.00
371000	Pasajes aéreos	\$35,600.00	\$0.00	\$35,600.00	\$0.00	\$35,600.00	\$0.00	\$0.00	\$35,600.00	\$0.00
371001	Pasajes aéreos	\$35,600.00	\$0.00	\$35,600.00	\$0.00	\$35,600.00	\$0.00	\$0.00	\$35,600.00	\$0.00
372000	Pasajes terrestres	\$60,000.00	\$0.00	\$60,000.00	\$0.00	\$60,000.00	\$0.00	\$0.00	\$60,000.00	\$0.00
372001	Pasajes terrestres	\$60,000.00	\$0.00	\$60,000.00	\$0.00	\$60,000.00	\$0.00	\$0.00	\$60,000.00	\$0.00
373000	Viáticos en el país	\$50,000.00	\$0.00	\$50,000.00	\$12,980.00	\$37,020.00	\$0.00	\$12,980.00	\$12,980.00	\$0.00
373001	Viáticos en el país	\$50,000.00	\$0.00	\$50,000.00	\$12,980.00	\$37,020.00	\$0.00	\$12,980.00	\$12,980.00	\$0.00
376000	Viáticos en el extranjero	\$50,300.00	\$0.00	\$50,300.00	\$0.00	\$50,300.00	\$0.00	\$0.00	\$50,300.00	\$0.00





Ucr: SUPERVISOR
Rpt: rptEstadoPresupuestoEgresos

Municipio de Santiago de Anaya Estado de Hidalgo

Estado del Ejercicio del Presupuesto de Egresos por Capítulo del Gasto Al 30/sep./2024

Fecha y hora de Impresión 27/nov/2024
09:30 a. m.

Objeto del Gasto	Aprobado	Ampliaciones / (Reducciones)	Presupuesto Vigente	Comprometido	Presupuesto Disponible para Comprometer	Devengado	Comprometido No Devengado	Presupuesto Sin Devengar	Ejercido	Pagado	Cuentas por Pagar Deuda
376001 Viajeros en el extranjero	\$50,300.00	\$0.00	\$50,300.00	\$0.00	\$50,300.00	\$0.00	\$0.00	\$50,300.00	\$0.00	\$0.00	\$0.00
379000 Otros servicios de traslado y hospedaje	\$26,940.00	\$0.00	\$26,940.00	\$43,957.00	-\$17,017.00	\$43,957.00	\$0.00	-\$17,017.00	\$43,957.00	\$43,957.00	\$0.00
379001 Otros servicios de traslado y hospedaje	\$26,940.00	\$0.00	\$26,940.00	\$43,957.00	-\$17,017.00	\$43,957.00	\$0.00	-\$17,017.00	\$43,957.00	\$43,957.00	\$0.00
380000 Servicios oficiales	\$3,502,706.61	\$1,490,031.02	\$4,992,737.63	\$4,035,277.49	\$957,460.14	\$4,035,277.49	\$0.00	\$957,460.14	\$4,035,277.49	\$4,035,277.49	\$0.00
382000 Gastos de orden social y cultural	\$3,502,706.61	\$1,490,031.02	\$4,992,737.63	\$4,035,277.49	\$957,460.14	\$4,035,277.49	\$0.00	\$957,460.14	\$4,035,277.49	\$4,035,277.49	\$0.00
382001 Gastos de orden social	\$3,502,706.61	\$1,490,031.02	\$4,992,737.63	\$4,035,277.49	\$957,460.14	\$4,035,277.49	\$0.00	\$957,460.14	\$4,035,277.49	\$4,035,277.49	\$0.00
390000 Otros servicios generales	\$1,598,592.87	\$763,429.80	\$2,362,022.67	\$2,073,288.34	\$288,734.33	\$2,073,288.34	\$0.00	\$288,734.33	\$2,073,288.34	\$2,073,288.34	\$0.00
391000 Servicios funerarios y de cementerios	\$47,280.00	\$0.00	\$47,280.00	\$0.00	\$47,280.00	\$0.00	\$0.00	\$47,280.00	\$0.00	\$0.00	\$0.00
391001 Servicios funerarios y de cementerios	\$47,280.00	\$0.00	\$47,280.00	\$0.00	\$47,280.00	\$0.00	\$0.00	\$47,280.00	\$0.00	\$0.00	\$0.00
392000 Impuestos y derechos	\$147,700.51	-\$0.01	\$147,700.50	\$142,118.03	\$5,582.47	\$142,118.03	\$0.00	\$5,582.47	\$142,118.03	\$142,118.03	\$0.00
392006 Pago de derechos	\$147,700.51	-\$0.01	\$147,700.50	\$142,118.03	\$5,582.47	\$142,118.03	\$0.00	\$5,582.47	\$142,118.03	\$142,118.03	\$0.00
394000 Sentencias y resoluciones por autoridad competente	\$783,380.16	\$763,429.81	\$1,546,810.07	\$1,373,378.76	\$173,431.31	\$1,373,378.76	\$0.00	\$173,431.31	\$1,373,378.76	\$1,373,378.76	\$0.00
394001 Gastos Derivados de una Resolución Judicial	\$783,380.16	\$763,429.81	\$1,546,810.07	\$1,373,378.76	\$173,431.31	\$1,373,378.76	\$0.00	\$173,431.31	\$1,373,378.76	\$1,373,378.76	\$0.00
395000 Penas, multas, accesorios y actualizaciones	\$88,048.00	\$0.00	\$88,048.00	\$4,690.55	\$83,357.45	\$4,690.55	\$0.00	\$83,357.45	\$4,690.55	\$4,690.55	\$0.00
395001 Penas, multas, accesorios y actualizaciones	\$88,048.00	\$0.00	\$88,048.00	\$4,690.55	\$83,357.45	\$4,690.55	\$0.00	\$83,357.45	\$4,690.55	\$4,690.55	\$0.00
398000 Impuesto sobre nóminas y otros que se derivan de una re	\$532,184.00	\$0.00	\$532,184.00	\$553,101.00	-\$20,917.00	\$553,101.00	\$0.00	-\$20,917.00	\$553,101.00	\$553,101.00	\$0.00
398001 Impuesto sobre nóminas y otros que se derivan de una re	\$532,184.00	\$0.00	\$532,184.00	\$553,101.00	-\$20,917.00	\$553,101.00	\$0.00	-\$20,917.00	\$553,101.00	\$553,101.00	\$0.00
400000 TRANSFERENCIAS, ASIGNACIONES, SUBSIDIO	\$8,651,438.47	\$4,433,054.42	\$13,084,492.89	\$11,735,046.55	\$1,349,446.34	\$11,735,046.55	\$0.00	\$1,349,446.34	\$11,735,046.55	\$11,735,046.55	\$0.00
410000 Transferencias Internas y asignaciones al sector públic	\$753,699.00	\$227,148.00	\$980,846.00	\$846,232.00	\$434,614.00	\$846,232.00	\$0.00	\$434,614.00	\$846,232.00	\$846,232.00	\$0.00
415000 Transferencias internas otorgadas a entidades paraestata	\$753,699.00	\$227,148.00	\$980,846.00	\$846,232.00	\$434,614.00	\$846,232.00	\$0.00	\$434,614.00	\$846,232.00	\$846,232.00	\$0.00
415001 Transferencias internas otorgadas a entidades paraestata	\$753,699.00	\$227,148.00	\$980,846.00	\$846,232.00	\$434,614.00	\$846,232.00	\$0.00	\$434,614.00	\$846,232.00	\$846,232.00	\$0.00
430000 Subsidios y subvenciones	\$783,298.64	\$0.00	\$783,298.64	\$0.00	\$783,298.64	\$0.00	\$0.00	\$783,298.64	\$0.00	\$0.00	\$0.00
438000 Otros subsidios	\$783,298.64	\$0.00	\$783,298.64	\$0.00	\$783,298.64	\$0.00	\$0.00	\$783,298.64	\$0.00	\$0.00	\$0.00
439001 Otros subsidios	\$783,298.64	\$0.00	\$783,298.64	\$0.00	\$783,298.64	\$0.00	\$0.00	\$783,298.64	\$0.00	\$0.00	\$0.00
440000 Ayudas sociales	\$4,870,789.61	\$3,687,485.74	\$8,558,275.35	\$9,293,653.49	-\$735,378.14	\$9,293,653.49	\$0.00	-\$735,378.14	\$9,293,653.49	\$9,293,653.49	\$0.00
441000 Ayudas sociales a personas	\$3,985,655.61	\$3,727,483.42	\$7,713,139.03	\$8,798,862.17	-\$1,085,723.14	\$8,798,862.17	\$0.00	-\$1,085,723.14	\$8,798,862.17	\$8,798,862.17	\$0.00
441001 Ayudas sociales a personas	\$3,985,655.61	\$3,727,483.42	\$7,713,139.03	\$8,798,862.17	-\$1,085,723.14	\$8,798,862.17	\$0.00	-\$1,085,723.14	\$8,798,862.17	\$8,798,862.17	\$0.00
441003 Descuento a Personas de la Tercera Edad Jubilados y Pens	\$0.00	\$540,000.00	\$540,000.00	\$560,120.00	-\$20,120.00	\$560,120.00	\$0.00	-\$20,120.00	\$560,120.00	\$560,120.00	\$0.00
443000 Ayudas sociales a instituciones de enseñanza	\$985,136.00	-\$40,017.68	\$945,118.32	\$494,791.32	\$370,327.00	\$494,791.32	\$0.00	\$370,327.00	\$494,791.32	\$494,791.32	\$0.00
443001 Ayudas sociales a instituciones de enseñanza	\$985,136.00	-\$40,017.68	\$945,118.32	\$494,791.32	\$370,327.00	\$494,791.32	\$0.00	\$370,327.00	\$494,791.32	\$494,791.32	\$0.00
450000 Pensiones y Jubilaciones	\$2,243,652.22	\$378,440.68	\$2,622,092.90	\$1,895,161.06	\$866,931.84	\$1,895,161.06	\$0.00	\$866,931.84	\$1,895,161.06	\$1,895,161.06	\$0.00
451000 Pensiones	\$1,573,652.22	\$322,080.03	\$1,895,732.25	\$1,334,187.50	\$561,544.75	\$1,334,187.50	\$0.00	\$561,544.75	\$1,334,187.50	\$1,334,187.50	\$0.00
451001 Pensiones	\$1,573,652.22	\$322,080.03	\$1,895,732.25	\$1,334,187.50	\$561,544.75	\$1,334,187.50	\$0.00	\$561,544.75	\$1,334,187.50	\$1,334,187.50	\$0.00
452000 Jubilaciones	\$670,000.00	\$196,360.65	\$866,360.65	\$305,377.09	\$560,983.56	\$305,377.09	\$0.00	\$560,983.56	\$305,377.09	\$305,377.09	\$0.00
452001 Jubilaciones	\$670,000.00	\$196,360.65	\$866,360.65	\$305,377.09	\$560,983.56	\$305,377.09	\$0.00	\$560,983.56	\$305,377.09	\$305,377.09	\$0.00






UIC: SUPERVISOR
Rep: rptEstadoPresupuestoEgresos

Municipio de Santiago de Anaya Estado de Hidalgo

Estado del Ejercicio del Presupuesto de Egresos por Capítulo del Gasto Al 30/sep./2024

Fecha y hora de Impresión: 27/09/2024 09:30 a. m.


Objeto del Gasto	Aprobado	Ampliaciones / Reducciones	Presupuesto Vigente	Comprometido	Presupuesto Disponible para		Comprometido No Devengado	Comprometido Sin Devengar	Ejercido	Pagado	Cuentas por Pagar	Deuda
					Comprometido	Devengado						
BIENES MUEBLES, INMUEBLES E INTANGIBLE:	\$6,322,524.34	-\$5,698,716.28	\$623,808.06	\$12,449.12	\$614,358.94	\$12,449.12	\$0.00	\$614,358.94	\$12,449.12	\$12,449.12	\$0.00	\$0.00
510000 Mobiliario y equipo de administración	\$820,491.48	-\$226,876.66	\$593,614.82	\$0.00	\$593,614.82	\$0.00	\$0.00	\$593,614.82	\$0.00	\$0.00	\$0.00	\$0.00
511000 Muebles de oficina y estantería	\$551,996.88	-\$173,676.66	\$378,320.22	\$0.00	\$378,320.22	\$0.00	\$0.00	\$378,320.22	\$0.00	\$0.00	\$0.00	\$0.00
511001 Muebles de oficina y estantería	\$551,996.88	-\$173,676.66	\$378,320.22	\$0.00	\$378,320.22	\$0.00	\$0.00	\$378,320.22	\$0.00	\$0.00	\$0.00	\$0.00
512000 Muebles, excepto de oficina y estantería	\$50,000.00	\$0.00	\$50,000.00	\$0.00	\$50,000.00	\$0.00	\$0.00	\$50,000.00	\$0.00	\$0.00	\$0.00	\$0.00
512001 Muebles, excepto de oficina y estantería	\$50,000.00	\$0.00	\$50,000.00	\$0.00	\$50,000.00	\$0.00	\$0.00	\$50,000.00	\$0.00	\$0.00	\$0.00	\$0.00
515000 Equipo de cómputo y de tecnología de la información	\$218,494.60	-\$53,250.00	\$165,244.60	\$0.00	\$165,244.60	\$0.00	\$0.00	\$165,244.60	\$0.00	\$0.00	\$0.00	\$0.00
515001 Bienes Informáticos	\$218,494.60	-\$53,250.00	\$165,244.60	\$0.00	\$165,244.60	\$0.00	\$0.00	\$165,244.60	\$0.00	\$0.00	\$0.00	\$0.00
530000 Equipo e instrumental médico y de laboratorio	\$49,531.20	-\$31,787.08	\$17,744.12	\$0.00	\$17,744.12	\$0.00	\$0.00	\$17,744.12	\$0.00	\$0.00	\$0.00	\$0.00
531000 Equipo médico y de laboratorio	\$49,531.20	-\$31,787.08	\$17,744.12	\$0.00	\$17,744.12	\$0.00	\$0.00	\$17,744.12	\$0.00	\$0.00	\$0.00	\$0.00
531001 Equipo médico y de laboratorio	\$49,531.20	-\$31,787.08	\$17,744.12	\$0.00	\$17,744.12	\$0.00	\$0.00	\$17,744.12	\$0.00	\$0.00	\$0.00	\$0.00
540000 Vehículos y equipo de transporte	\$3,618,081.66	-\$3,618,081.66	\$0.00	\$0.00	\$0.00	\$0.00	\$0.00	\$0.00	\$0.00	\$0.00	\$0.00	\$0.00
541000 Vehículos y equipo terrestre	\$3,618,081.66	-\$3,618,081.66	\$0.00	\$0.00	\$0.00	\$0.00	\$0.00	\$0.00	\$0.00	\$0.00	\$0.00	\$0.00
541001 Vehículos y Equipo Terrestre	\$3,618,081.66	-\$3,618,081.66	\$0.00	\$0.00	\$0.00	\$0.00	\$0.00	\$0.00	\$0.00	\$0.00	\$0.00	\$0.00
560000 Maquinaria, otros equipos y herramientas	\$1,834,420.00	-\$1,834,420.00	\$0.00	\$0.00	\$0.00	\$0.00	\$0.00	\$0.00	\$0.00	\$0.00	\$0.00	\$0.00
561000 Maquinaria y equipo agropecuario	\$28,420.00	-\$28,420.00	\$0.00	\$0.00	\$0.00	\$0.00	\$0.00	\$0.00	\$0.00	\$0.00	\$0.00	\$0.00
561001 Maquinaria y equipo agropecuario	\$28,420.00	-\$28,420.00	\$0.00	\$0.00	\$0.00	\$0.00	\$0.00	\$0.00	\$0.00	\$0.00	\$0.00	\$0.00
563000 Maquinaria y equipo de construcción	\$1,806,000.00	-\$1,806,000.00	\$0.00	\$0.00	\$0.00	\$0.00	\$0.00	\$0.00	\$0.00	\$0.00	\$0.00	\$0.00
563001 Equipo de Construcción	\$1,806,000.00	-\$1,806,000.00	\$0.00	\$0.00	\$0.00	\$0.00	\$0.00	\$0.00	\$0.00	\$0.00	\$0.00	\$0.00
569000 Otros equipos	\$6,000.00	\$6,448.12	\$12,449.12	\$12,449.12	\$0.00	\$12,449.12	\$0.00	\$0.00	\$12,449.12	\$12,449.12	\$0.00	\$0.00
569001 Otros equipos	\$6,000.00	\$6,448.12	\$12,449.12	\$12,449.12	\$0.00	\$12,449.12	\$0.00	\$0.00	\$12,449.12	\$12,449.12	\$0.00	\$0.00
INVERSION PUBLICA	\$20,842,078.35	\$2,172,283.24	\$23,014,361.59	\$14,512,452.43	\$9,501,909.16	\$6,955,072.26	\$1,547,380.11	\$16,048,288.33	\$6,955,072.26	\$6,955,072.26	\$0.00	\$0.00
610000 Otra pública en bienes de dominio público	\$18,747,358.28	-\$938,439.44	\$17,808,918.84	\$9,511,835.32	\$8,277,083.52	\$5,984,445.15	\$3,547,380.11	\$11,824,473.69	\$5,984,445.15	\$5,984,445.15	\$0.00	\$0.00
612001 Edificación no habitacional	\$767,700.82	-\$500,000.00	\$267,700.82	\$0.00	\$267,700.82	\$0.00	\$0.00	\$267,700.82	\$0.00	\$0.00	\$0.00	\$0.00
612001 Edificación no habitacional	\$767,700.82	-\$500,000.00	\$267,700.82	\$0.00	\$267,700.82	\$0.00	\$0.00	\$267,700.82	\$0.00	\$0.00	\$0.00	\$0.00
613000 Construcción de obras para el abastecimiento de agua, p	\$839,387.24	\$2,750,386.96	\$3,589,774.19	\$3,276,081.30	\$313,692.89	\$1,513,827.74	\$1,762,253.55	\$2,075,946.45	\$1,513,827.74	\$1,513,827.74	\$0.00	\$0.00
613001 Construcción de obras para el abastecimiento de agua, p	\$839,387.24	-\$525,894.35	\$313,692.89	\$0.00	\$313,692.89	\$0.00	\$0.00	\$313,692.89	\$0.00	\$0.00	\$0.00	\$0.00
613004 2023A/REC/FIS/055003 Conexión de media tensión acerca 2	\$0.00	\$12,244.16	\$12,244.16	\$12,244.16	\$0.00	\$12,244.16	\$0.00	\$0.00	\$12,244.16	\$12,244.16	\$0.00	\$0.00
613005 2023A/REC/FIS/055004 Construcción de tanque de almace	\$0.00	\$513,450.19	\$513,450.19	\$513,450.19	\$0.00	\$513,450.19	\$0.00	\$0.00	\$513,450.19	\$513,450.19	\$0.00	\$0.00
613006 2024/F/NSM/055008 Construcción de drenaje sanitario en	\$0.00	\$582,989.69	\$582,989.69	\$582,989.69	\$0.00	\$582,989.69	\$0.00	\$0.00	\$582,989.69	\$582,989.69	\$0.00	\$0.00
613007 2024/F/NSM/055009 Construcción de drenaje sanitario en	\$0.00	\$241,068.91	\$241,068.91	\$241,068.91	\$0.00	\$241,068.91	\$0.00	\$0.00	\$241,068.91	\$241,068.91	\$0.00	\$0.00
613008 2024/F/NSM/055010 Construcción de Drenaje Sanitario en	\$0.00	\$562,011.62	\$562,011.62	\$562,011.62	\$0.00	\$562,011.62	\$0.00	\$0.00	\$562,011.62	\$562,011.62	\$0.00	\$0.00
613009 2024/F/NSM/055016 Construcción de Drenaje Sanitario en	\$0.00	\$185,052.86	\$185,052.86	\$185,052.86	\$0.00	\$185,052.86	\$0.00	\$0.00	\$185,052.86	\$185,052.86	\$0.00	\$0.00
613010 2024/F/NSM/055017 Construcción de Línea de Agua Pota	\$0.00	\$453,462.52	\$453,462.52	\$453,462.52	\$0.00	\$453,462.52	\$0.00	\$0.00	\$453,462.52	\$453,462.52	\$0.00	\$0.00
613011 2024/F/NSM/055019 Construcción de Drenaje Sanitario en	\$0.00	\$725,821.35	\$725,821.35	\$725,821.35	\$0.00	\$725,821.35	\$0.00	\$0.00	\$725,821.35	\$725,821.35	\$0.00	\$0.00





Municipio de Santiago de Anaya
Estado de Hidalgo
Estado del Ejercicio del Presupuesto de Egresos por Capítulo del Gasto Al 30/sep./2024

Fecha y 27nov/2024
 hora de Impresión 08:30 a. m.

Objeto del Gasto	Aprobado	Ampliaciones / (Reducciones)		Presupuesto Vigente	Comprometido	Presupuesto Disponible para Comprometer		Devengado	Comprometido No Devengado		Presupuesto Sin Devengar	Ejercicio	Pagado	Cuentas por Pagar Deuda
						Comprometer								
614000 División de terrenos y construcción de obras de urbanizar	\$16,794,954.77	-\$7,899,827.24		\$8,895,027.53	\$2,050,977.67	\$6,844,049.86	\$715,446.61	\$1,355,531.66	\$8,179,580.92	\$715,446.61	\$715,446.61	\$0.00	\$0.00	\$0.00
614001 División de terrenos y construcción de obras de urbanizar	\$16,794,954.77	-10,847,892.76		\$5,946,972.01	\$0.00	\$5,946,972.01	\$0.00	\$0.00	\$5,946,972.01	\$0.00	\$5,946,972.01	\$0.00	\$0.00	\$0.00
614020 2024/RECFIS055001 Construcción de guarderías y bar	\$0.00	\$377,869.45		\$377,869.45	\$377,869.45	\$377,869.45	\$0.00	\$0.00	\$377,869.45	\$0.00	\$377,869.45	\$0.00	\$0.00	\$0.00
614021 2024/RECFIS055002 Ampliación de drenaje sanitario en	\$0.00	\$96,700.36		\$96,700.36	\$96,700.36	\$96,700.36	\$0.00	\$0.00	\$96,700.36	\$0.00	\$96,700.36	\$0.00	\$0.00	\$0.00
614022 2024/ANSM055001 Ampliación de drenaje sanitario en c	\$0.00	\$616,623.05		\$616,623.05	\$616,623.05	\$616,623.05	\$0.00	\$0.00	\$616,623.05	\$0.00	\$616,623.05	\$0.00	\$0.00	\$0.00
614023 2024/ANSM055004 Ampliación de drenaje sanitario en c	\$0.00	\$718,908.01		\$718,908.01	\$718,908.01	\$718,908.01	\$0.00	\$0.00	\$718,908.01	\$0.00	\$718,908.01	\$0.00	\$0.00	\$0.00
614024 2024/ANSM055005 Ampliación de drenaje sanitario en c	\$0.00	\$81,550.49		\$81,550.49	\$81,550.49	\$81,550.49	\$0.00	\$0.00	\$81,550.49	\$0.00	\$81,550.49	\$0.00	\$0.00	\$0.00
614025 2024/ANSM055014 Ampliación de líneas de distribución d	\$0.00	\$159,326.31		\$159,326.31	\$159,326.31	\$159,326.31	\$0.00	\$0.00	\$159,326.31	\$0.00	\$159,326.31	\$0.00	\$0.00	\$0.00
614026 2024/ANSM055018 Construcción de Guarderías y Ban	\$0.00	\$397,077.85		\$397,077.85	\$397,077.85	\$397,077.85	\$0.00	\$0.00	\$397,077.85	\$0.00	\$397,077.85	\$0.00	\$0.00	\$0.00
614027 2024/PAGUA-00614 y 2024/RECFIS055006 Rehabilitack	\$0.00	\$500,000.00		\$500,000.00	\$500,000.00	\$500,000.00	\$0.00	\$0.00	\$500,000.00	\$0.00	\$500,000.00	\$0.00	\$0.00	\$0.00
615000 Construcción de vías de comunicación	\$345,315.45	\$4,691,100.85		\$5,036,416.30	\$4,184,766.35	\$851,649.95	\$3,735,170.80	\$449,595.55	\$1,301,245.50	\$345,315.45	\$3,735,170.80	\$3,735,170.80	\$0.00	\$0.00
615001 Construcción de vías de comunicación	\$345,315.45	\$0.00		\$345,315.45	\$0.00	\$345,315.45	\$0.00	\$0.00	\$345,315.45	\$0.00	\$345,315.45	\$0.00	\$0.00	\$0.00
615018 2024/ANSM056002 Construcción de pavimentación hidr	\$0.00	\$749,896.34		\$749,896.34	\$749,896.34	\$749,896.34	\$0.00	\$0.00	\$749,896.34	\$0.00	\$749,896.34	\$0.00	\$0.00	\$0.00
615019 2024/ANSM055003 Pavimentación hidráulica en calle pri	\$0.00	\$400,688.31		\$400,688.31	\$400,688.31	\$400,688.31	\$0.00	\$0.00	\$400,688.31	\$0.00	\$400,688.31	\$0.00	\$0.00	\$0.00
615020 2024/ANSM056006 Pavimentación hidráulica en calle al	\$0.00	\$90,914.08		\$90,914.08	\$90,914.08	\$90,914.08	\$0.00	\$0.00	\$90,914.08	\$0.00	\$90,914.08	\$0.00	\$0.00	\$0.00
615021 2024/ANSM056007 Construcción de Pavimentación Hidr-	\$0.00	\$1,700,420.05		\$1,700,420.05	\$1,697,660.00	\$2,760.05	\$1,697,660.00	\$0.00	\$2,760.05	\$1,697,660.00	\$1,697,660.00	\$1,697,660.00	\$0.00	\$0.00
615022 2024/ANSM055011 Construcción de Pavimentación Hidr-	\$0.00	\$412,660.37		\$412,660.37	\$412,660.37	\$412,660.37	\$0.00	\$0.00	\$412,660.37	\$0.00	\$412,660.37	\$0.00	\$0.00	\$0.00
615023 2024/ANSM055012 Construcción de pavimentación hidr	\$0.00	\$449,595.55		\$449,595.55	\$449,595.55	\$449,595.55	\$0.00	\$0.00	\$449,595.55	\$0.00	\$449,595.55	\$0.00	\$0.00	\$0.00
615024 2024/ANSM055013 Pavimentación de la calle Cipreses A	\$0.00	\$256,543.49		\$256,543.49	\$256,543.49	\$256,543.49	\$0.00	\$0.00	\$256,543.49	\$0.00	\$256,543.49	\$0.00	\$0.00	\$0.00
615025 2024/ANSM055015 Construcción de Pavimentación Hidr-	\$0.00	\$630,382.66		\$630,382.66	\$630,382.66	\$630,382.66	\$0.00	\$0.00	\$630,382.66	\$0.00	\$630,382.66	\$0.00	\$0.00	\$0.00
620000 Otras públicas en bienes propios	\$2,094,720.07	\$3,130,722.68		\$5,225,442.75	\$5,000,627.11	\$2,24,815.64	\$1,000,627.11	\$4,000,000.00	\$4,224,815.64	\$1,000,627.11	\$1,000,627.11	\$1,000,627.11	\$0.00	\$0.00
622000 Edificación no habitacional	\$2,094,720.07	\$2,931,835.83		\$5,026,555.90	\$4,801,740.26	\$224,815.64	\$801,740.26	\$4,000,000.00	\$4,224,815.64	\$801,740.26	\$801,740.26	\$801,740.26	\$0.00	\$0.00
622001 Edificación no habitacional	\$2,094,720.07	-1,669,804.43		\$224,815.64	\$0.00	\$224,815.64	\$0.00	\$0.00	\$224,815.64	\$0.00	\$224,815.64	\$0.00	\$0.00	\$0.00
622002 2024/RECFIS055005 Construcción de drenaje y obra ex	\$0.00	\$801,740.26		\$801,740.26	\$801,740.26	\$801,740.26	\$0.00	\$0.00	\$801,740.26	\$0.00	\$801,740.26	\$0.00	\$0.00	\$0.00
622003 2024/APR065001 Construcción de oficinas para segur	\$0.00	\$4,000,000.00		\$4,000,000.00	\$4,000,000.00	\$4,000,000.00	\$0.00	\$0.00	\$4,000,000.00	\$0.00	\$4,000,000.00	\$0.00	\$0.00	\$0.00
623000 Construcción de obras para el abastecimiento de agua, p	\$0.00	\$199,886.85		\$199,886.85	\$199,886.85	\$199,886.85	\$0.00	\$0.00	\$199,886.85	\$0.00	\$199,886.85	\$0.00	\$0.00	\$0.00
623003 2023/RECFIS055003 CONSTRUCCION DE TANQUE DE	\$0.00	\$199,886.85		\$199,886.85	\$199,886.85	\$199,886.85	\$0.00	\$0.00	\$199,886.85	\$0.00	\$199,886.85	\$0.00	\$0.00	\$0.00
800000 PARTICIPACIONES Y APORTACIONES	\$0.00	\$616,634.59		\$616,634.59	\$616,634.59	\$616,634.59	\$0.00	\$0.00	\$616,634.59	\$0.00	\$616,634.59	\$0.00	\$0.00	\$0.00
850000 Convenios	\$0.00	\$616,634.59		\$616,634.59	\$616,634.59	\$616,634.59	\$0.00	\$0.00	\$616,634.59	\$0.00	\$616,634.59	\$0.00	\$0.00	\$0.00
851000 Convenios de reasignación	\$0.00	\$616,634.59		\$616,634.59	\$616,634.59	\$616,634.59	\$0.00	\$0.00	\$616,634.59	\$0.00	\$616,634.59	\$0.00	\$0.00	\$0.00
851002 EQUIPAMIENTO DE POZO DE AGUA POTABLE Y LINE.	\$0.00	\$616,634.59		\$616,634.59	\$616,634.59	\$616,634.59	\$0.00	\$0.00	\$616,634.59	\$0.00	\$616,634.59	\$0.00	\$0.00	\$0.00
TOTAL	\$103,240,591.77	\$5,593,290.57		\$108,833,882.34	\$74,788,075.74	\$37,045,806.60	\$3,735,170.80	\$449,595.55	\$1,301,245.50	\$37,045,806.60	\$37,045,806.60	\$37,045,806.60	\$0.00	\$0.00







2024.2027
 2024.2027
 2024.2027

Municipio de Santiago de Anaya

Estado de Hidalgo

Estado del Ejercicio del Presupuesto de Egresos por Capítulo del Gasto Al 30/sep./2024

Fecha y hora de Impresión | 27/nov/2024 | 09:30 a. m.

Objeto del Gasto

Objeto del Gasto	Presupuesto Vigente	Presupuesto Comprometido	Presupuesto Disponible para Comprometer	Devengado	Comprometido No Devengado	Presupuesto Sin Devengar	Ejercido	Pagado	Cuentas por Pagar Deuda

Ing. Arq. Daray Sarín Angeles Hernandez
2024 Presidente Municipal

C. Heblen Angeles Hernandez
Síndico Propietario

Ing. Román Cervantes Hernández
Tesorero Municipal de Anaya, Hgo.
2024. 2027

2024. 2027